



# H 1000

The multifunctional

# Clamping system



**neusburger**.com


## H 1000 – quick and precise repeat clamping

The H 1000 clamping system is an innovative in-house development by Meusbürger. With the H 1000 you will not only work fast and efficiently but also with absolute precision and repeatability. The standard F parts are aligned and clamped where it matters for the mould function, i.e. in the guide holes.

You too can profit from the many benefits of the H 1000!

- » Improve the quality of your moulds by precise clamping in the  $\mu$ -range for all repeats
- » Reduce your processing time by substantially reducing fitting time
- » Simplify programming by clamping without obstructive contours
- » Minimise the risk of collision by using expansion rings for clamping
- » Use pallets for various special clamping tasks

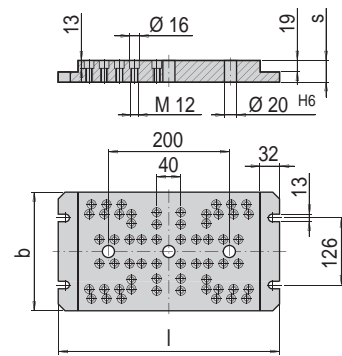
Trust the original – with over 1,000 pieces sold, Meusbürger's clamping system has been tried and tested and definitely is a sophisticated product.



H 1000 movie available online at [www.meusburger.com/h1000\\_en](http://www.meusburger.com/h1000_en)



### H 1000 Clamping plate



Clamping options  
Page 8 - 17

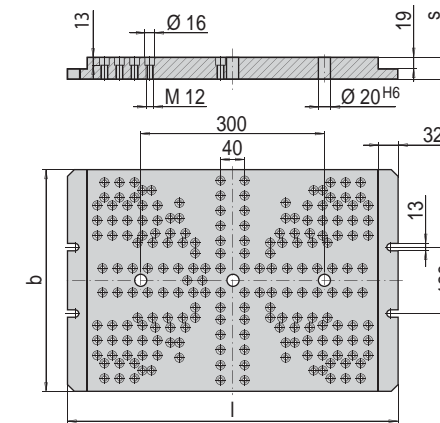
Mat.: 1.2312 2 alignment edges

b	l	s	Nr. /No.
196	366	36	H 1000/ 196 366/36/2312

#### Mould sizes

B	L	d1
126	156	19.7 / 20
156	156	19.7 / 20
196	156	19.7 / 20
246	156	19.7 / 20
296	156	19.7 / 20
196	196	25.6 / 26
246	196	25.6 / 26
296	196	25.6 / 26

### H 1000 Clamping plate



Clamping options  
Page 8 - 17

Mat.: 1.2312 2 alignment edges

b	l	s	Nr. /No.
366	546	36	H 1000/ 366 546/36/2312

#### Mould sizes

B	L	d1
126	156	19.7 / 20
156	156	19.7 / 20
196	156	19.7 / 20
246	156	19.7 / 20
296	156	19.7 / 20
346	156	19.7 / 20
196	196	25.6 / 26
246	196	25.6 / 26
296	196	25.6 / 26
346	196	25.6 / 26
396	196	25.6 / 26
446	196	25.6 / 26
496	196	25.6 / 26
216	246	29.5 / 30
296	246	29.5 / 30
246	246	29.5 / 30
296	246	29.5 / 30
346	246	29.5 / 30
396	246	29.5 / 30
446	246	29.5 / 30
496	246	29.5 / 30
296	296	41.4 / 42
346	296	41.4 / 42
396	296	41.4 / 42
446	296	41.4 / 42
496	296	41.4 / 42
396	396	41.4 / 42
446	396	41.4 / 42
496	396	41.4 / 42

Clamping options  
Page 8 - 17

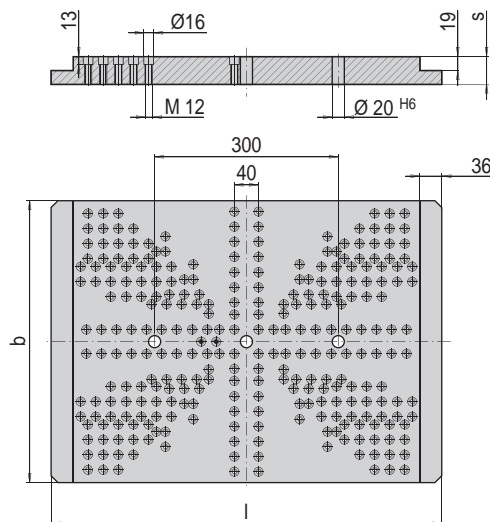
Mat.: 1.2312 2 alignment edges

b	l	s	Nr. /No.
296	446	36	H 1000/ 296 446/36/2312

#### Mould sizes

B	L	d1	B	L	d1
126	156	19.7 / 20	216	246	25.6 / 26
156	156	19.7 / 20	296	246	25.6 / 26
196	156	19.7 / 20	246	246	25.6 / 26
246	156	19.7 / 20	296	246	25.6 / 26
296	156	19.7 / 20	296	246	29.5 / 30
346	156	19.7 / 20	346	246	29.5 / 30
196	196	25.6 / 26	396	246	29.5 / 30
246	196	25.6 / 26	296	296	29.5 / 30
296	196	25.6 / 26	346	296	29.5 / 30
346	196	25.6 / 26	396	296	29.5 / 30
396	196	25.6 / 26			

### H 1000 Clamping plate



Clamping options  
Page 8 - 17

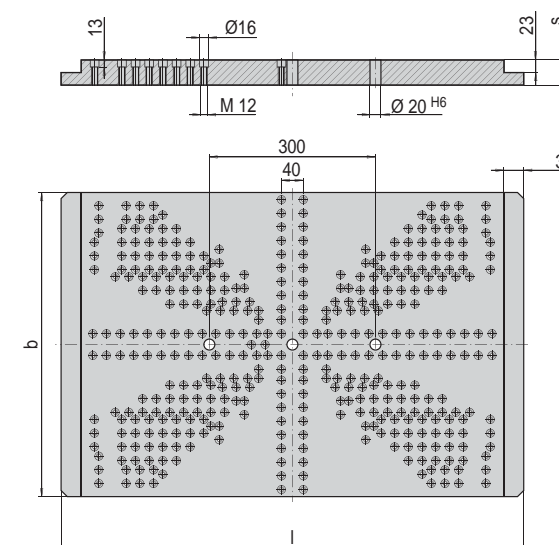
b	l	s	Nr. /No.
466	646	36	H 1000/ 466 646/36/2312

#### Mould sizes

B	L	d1
126	156	19.7 / 20
156	156	19.7 / 20
196	156	19.7 / 20
246	156	19.7 / 20
296	156	19.7 / 20
346	156	19.7 / 20
196	196	25.6 / 26
246	196	25.6 / 26
296	196	25.6 / 26
346	196	29.5 / 30
396	196	29.5 / 30
446	196	29.5 / 30
496	196	29.5 / 30
216	246	25.6 / 26
296	246	25.6 / 26
246	246	25.6 / 26
296	246	29.5 / 30
346	246	29.5 / 30
396	246	29.5 / 30
446	246	29.5 / 30
496	246	29.5 / 30
546	246	29.5 / 30
596	246	29.5 / 30
296	296	29.5 / 30
346	296	29.5 / 30
396	296	29.5 / 30
446	296	29.5 / 30
496	296	29.5 / 30
546	296	29.5 / 30
596	296	29.5 / 30
316	346	29.5 / 30
396	346	29.5 / 30
346	346	29.5 / 30
396	346	41.4 / 42
446	346	41.4 / 42
496	346	41.4 / 42
546	346	41.4 / 42
596	346	41.4 / 42
396	396	41.4 / 42
446	396	41.4 / 42
496	396	41.4 / 42
546	396	41.4 / 42
596	396	41.4 / 42
446	446	41.4 / 42
496	446	41.4 / 42
546	446	41.4 / 42
596	446	41.4 / 42

B	L	d1
496	496	41.4 / 42
546	496	41.4 / 42
596	496	41.4 / 42

### H 1000 Clamping plate



Clamping options  
Page 8 - 17

b	l	s	Nr. /No.
556	846	46	H 1000/ 556 846/46/2312

#### Mould sizes

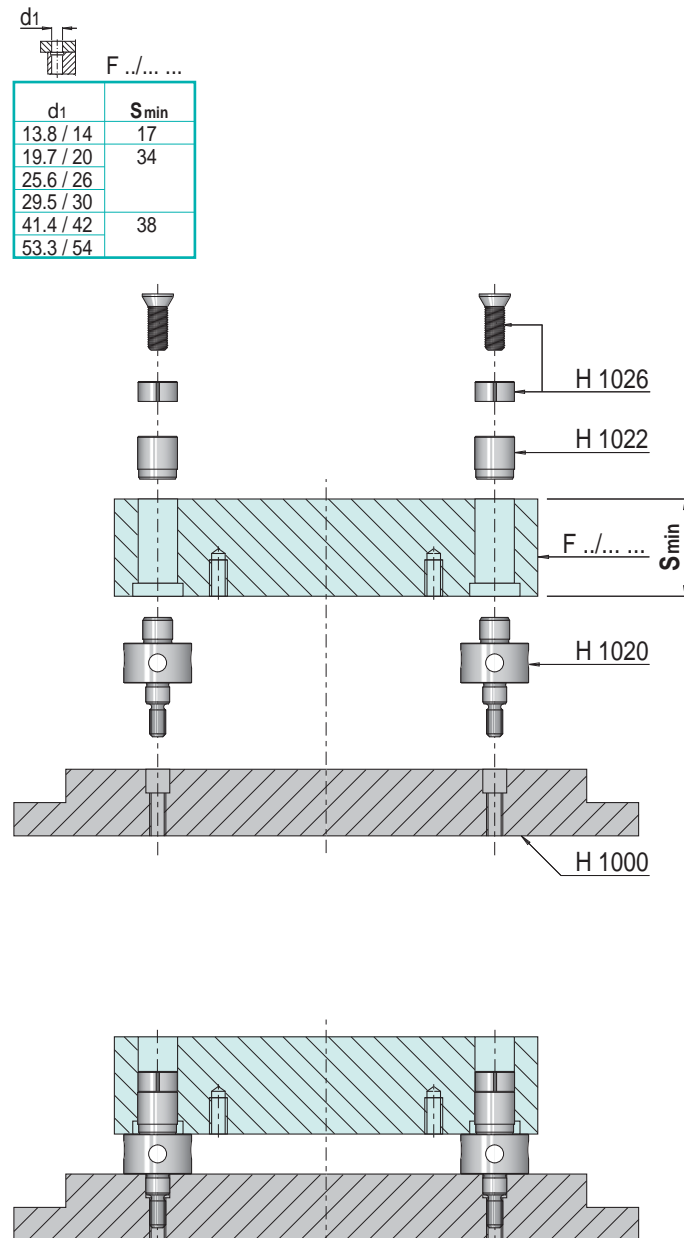
B	L	d1
126	156	19.7 / 20
156	156	19.7 / 20
196	156	19.7 / 20
246	156	19.7 / 20
296	156	19.7 / 20
346	156	19.7 / 20
196	196	25.6 / 26
246	196	25.6 / 26
296	196	25.6 / 26
346	196	29.5 / 30
396	196	29.5 / 30
446	196	29.5 / 30
496	196	29.5 / 30
216	246	25.6 / 26
296	246	25.6 / 26
246	246	25.6 / 26
296	246	29.5 / 30
346	246	29.5 / 30
396	246	29.5 / 30
446	246	29.5 / 30
496	246	29.5 / 30
546	246	29.5 / 30
596	246	29.5 / 30
296	296	29.5 / 30
346	296	29.5 / 30
396	296	29.5 / 30
446	296	29.5 / 30
496	296	29.5 / 30
546	296	29.5 / 30
596	296	29.5 / 30
316	346	29.5 / 30
396	346	29.5 / 30
346	346	29.5 / 30
396	346	41.4 / 42
446	346	41.4 / 42
496	346	41.4 / 42
546	346	41.4 / 42
596	346	41.4 / 42
396	396	41.4 / 42
446	396	41.4 / 42
496	396	41.4 / 42
546	396	41.4 / 42
596	396	41.4 / 42
446	446	41.4 / 42
496	446	41.4 / 42
546	446	41.4 / 42
596	446	41.4 / 42

B	L	d1
346	696	41.4 / 42
796	696	41.4 / 42
396	396	41.4 / 42
446	396	41.4 / 42
496	396	41.4 / 42
546	396	41.4 / 42
596	396	41.4 / 42
646	396	41.4 / 42
696	396	41.4 / 42
746	396	41.4 / 42
796	396	41.4 / 42
846	396	41.4 / 42
446	446	41.4 / 42
496	446	41.4 / 42
546	446	41.4 / 42
596	446	41.4 / 42
646	446	41.4 / 42
696	446	41.4 / 42
746	446	41.4 / 42
796	446	41.4 / 42
846	446	41.4 / 42
496	496	41.4 / 42
546	496	41.4 / 42
596	496	41.4 / 42
646	496	41.4 / 42
696	496	41.4 / 42
746	496	41.4 / 42
796	496	41.4 / 42
846	496	41.4 / 42
546	546	41.4 / 42
596	546	41.4 / 42
646	546	41.4 / 42
696	546	41.4 / 42
746	546	41.4 / 42
796	546	41.4 / 42
846	546	41.4 / 42
596	596	53.3 / 54
646	596	53.3 / 54
696	596	53.3 / 54
746	596	53.3 / 54
796	596	53.3 / 54
846	596	53.3 / 54

### Clamping F-plates with expansion rings



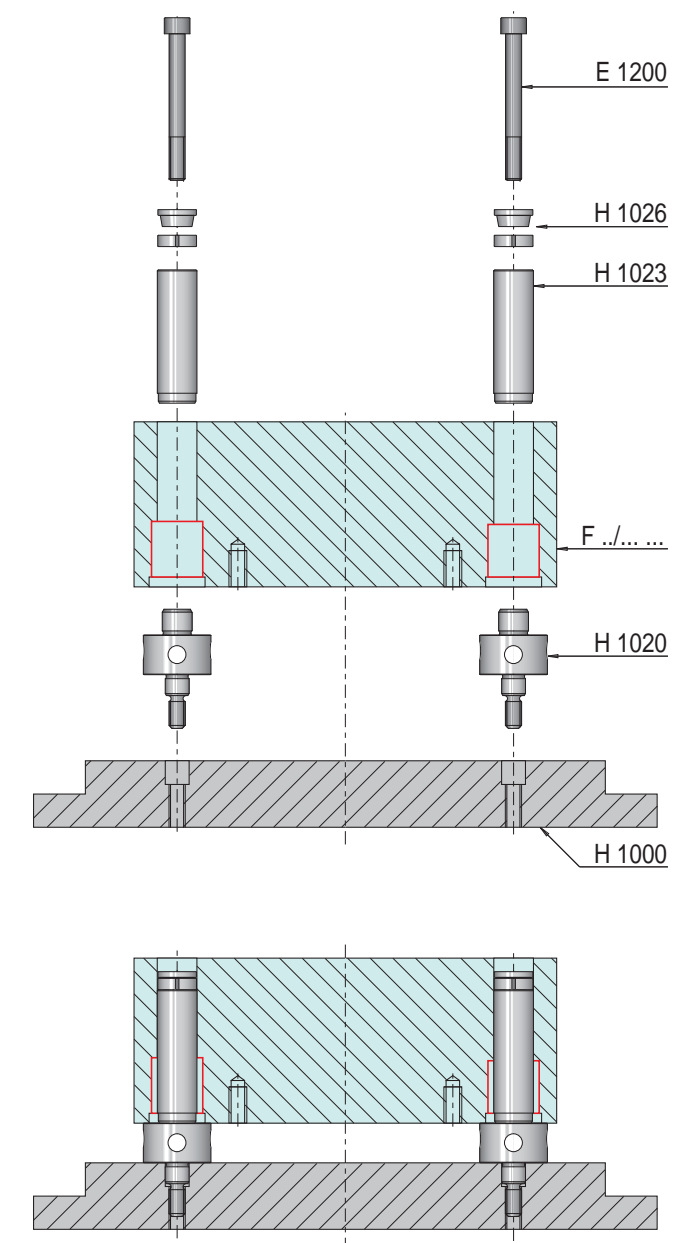
Clamp without interfering contours to reduce the risk of collision




### Clamping F-plates with cleared borings



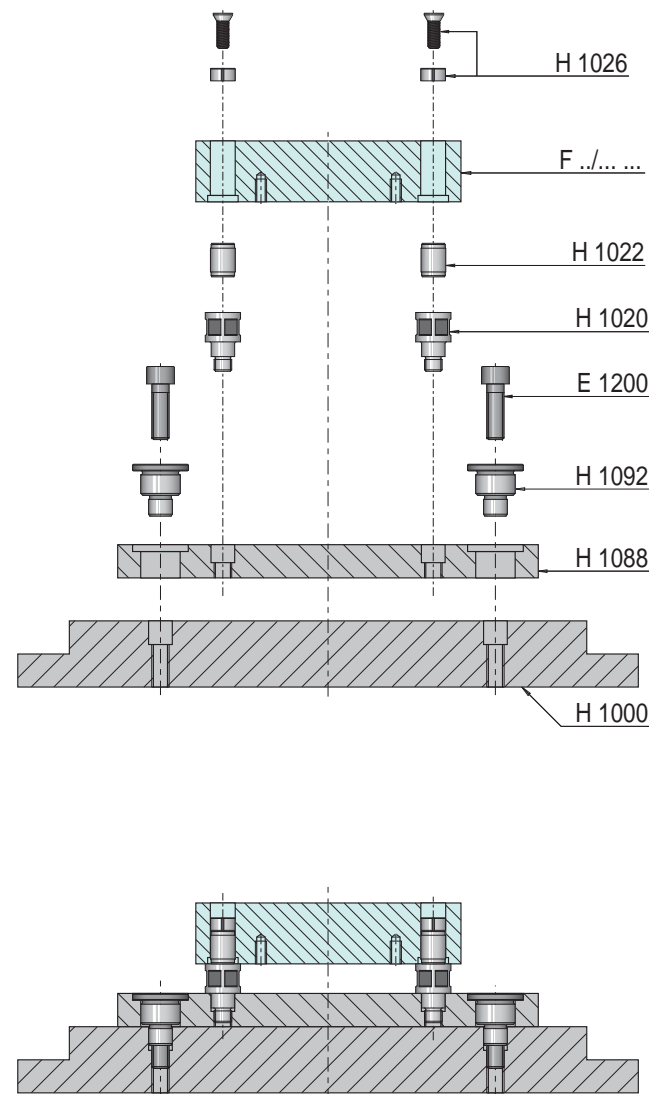
Use the H 1023 for plates with cleared borings



Clamping F-plates with guide diameter 14



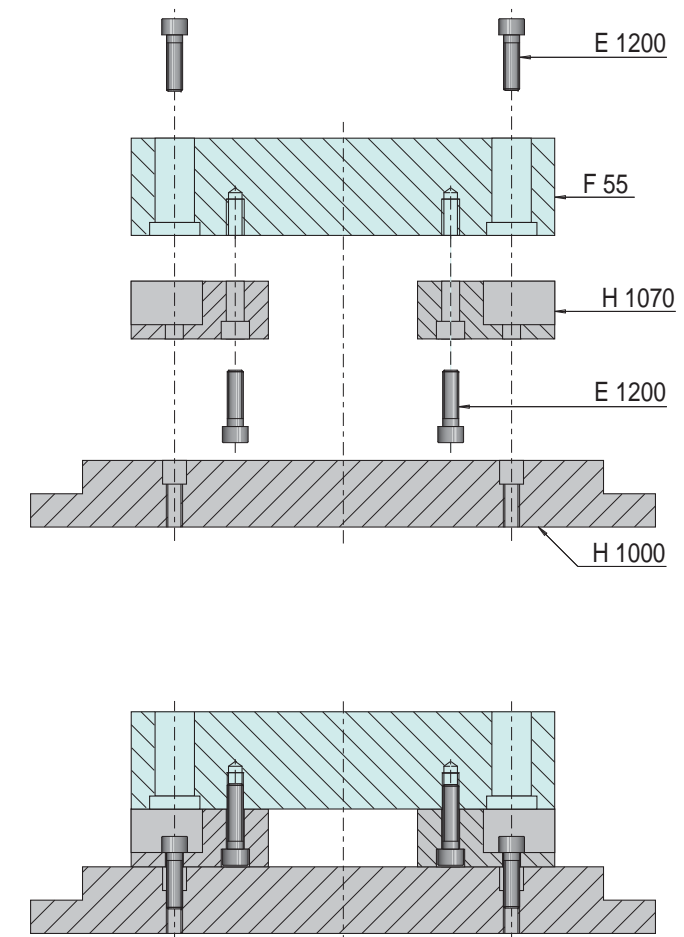
 Clamp guide diameter 14 with the H 1088 pallet



Clamping F 55 plates



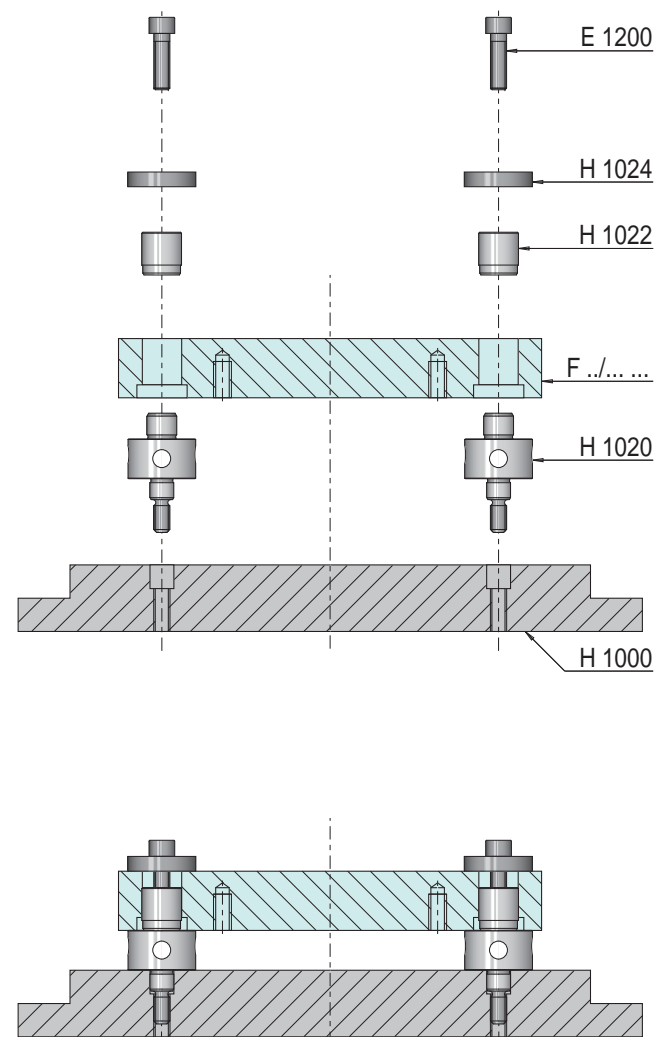
 Machine the guide diameters and the cavities in one step by using the H 1070 clamping blocks



### Clamping F-plates with pressure disks



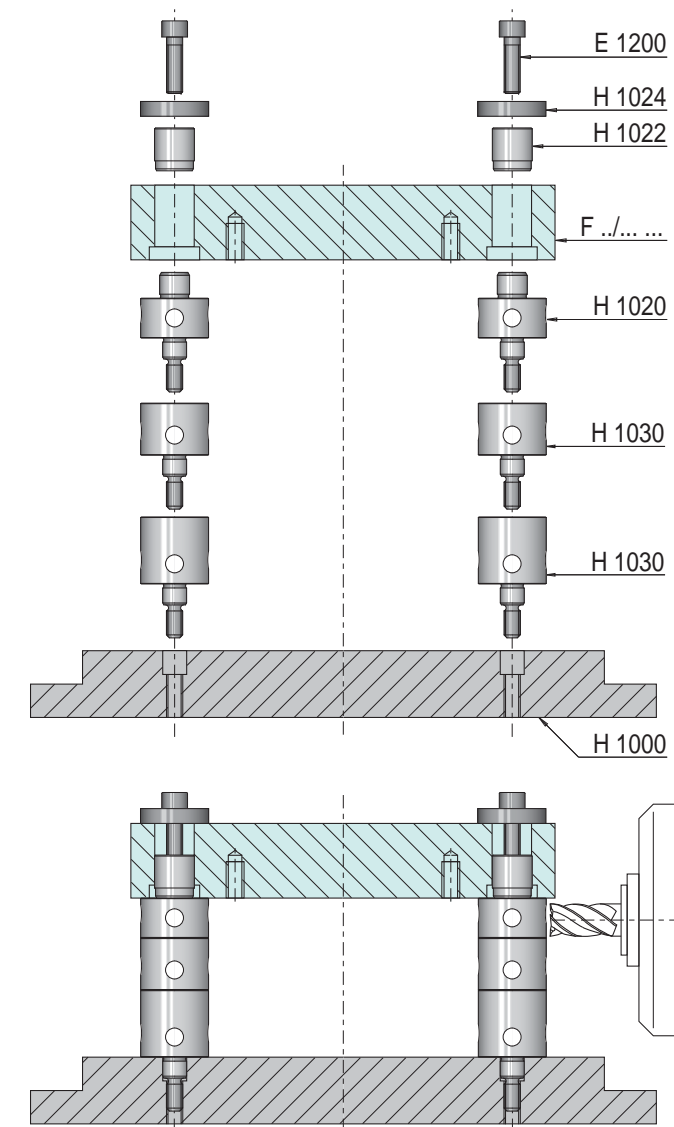
Apply the H 1024 pressure disks when clamping thin plates




### Clamping F-plates for horizontal machining




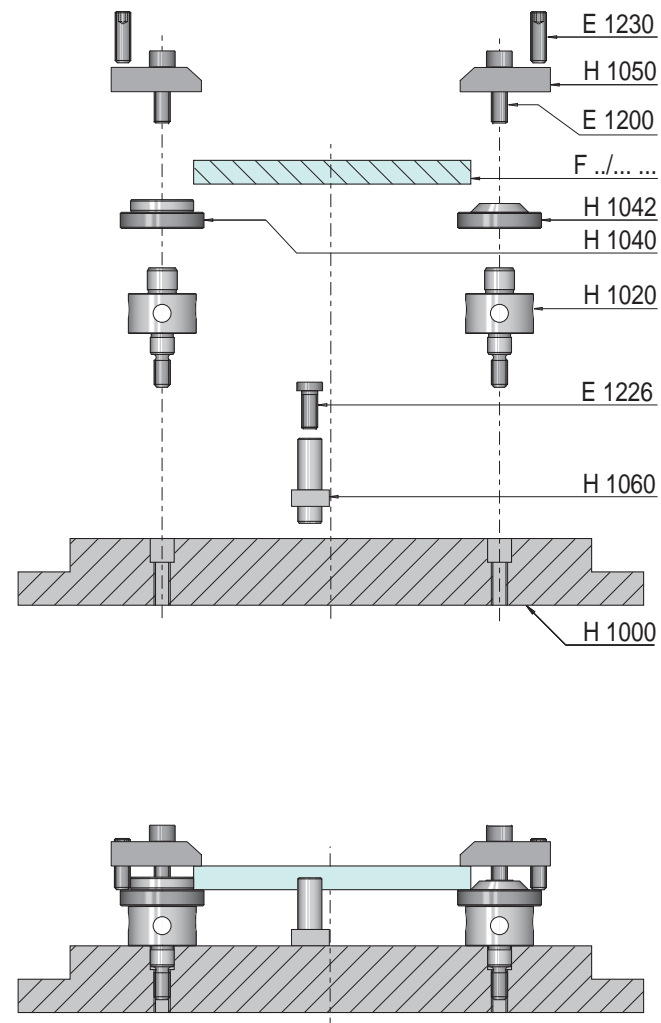
Use the H 1030 centering support extension pieces for 5-axis machining




### Clamping wide ejector plates




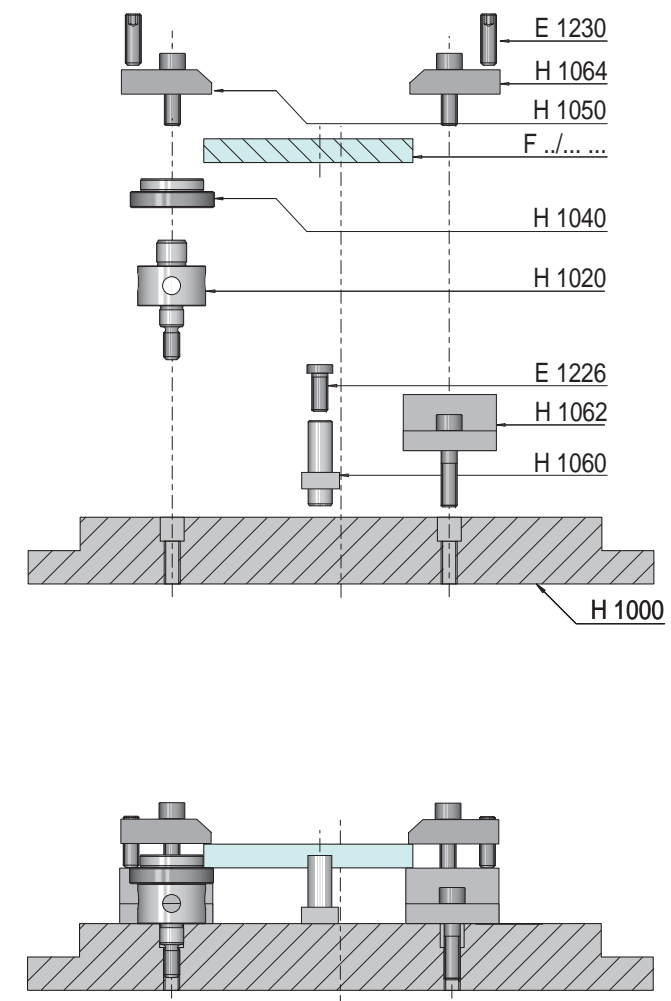
 Clamp ejector plates quickly to centre, without having to displace the centering supports



### Clamping narrow ejector plates



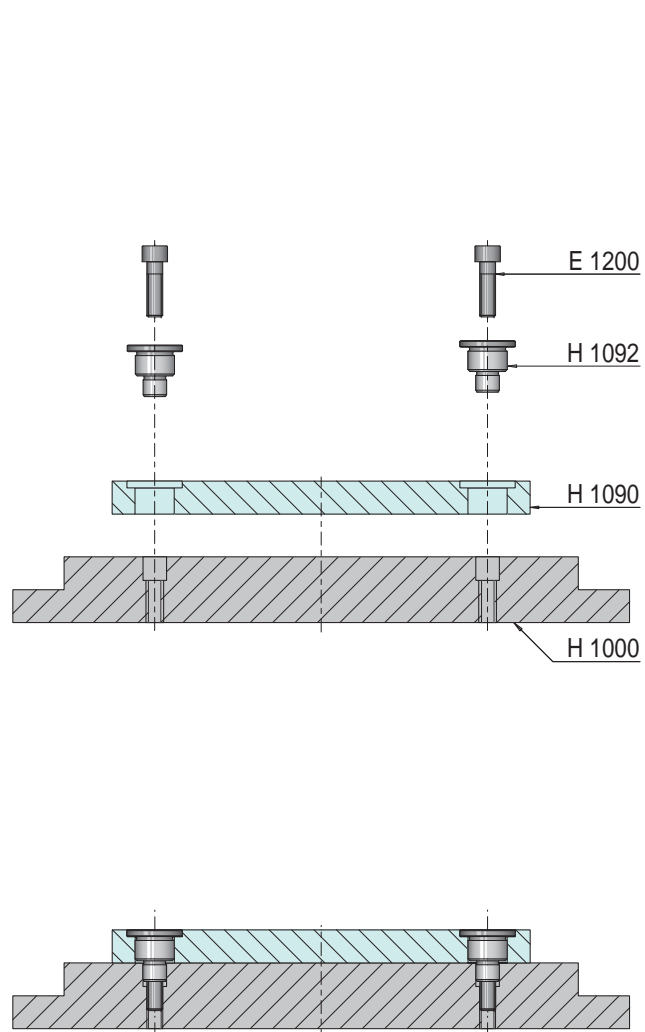
 Use the H 1062 for clamping narrow ejector plates



### Clamping pallets



 Clamp vices, electrode holders, etc. with the H 1090 pallets





Application example  
Vice

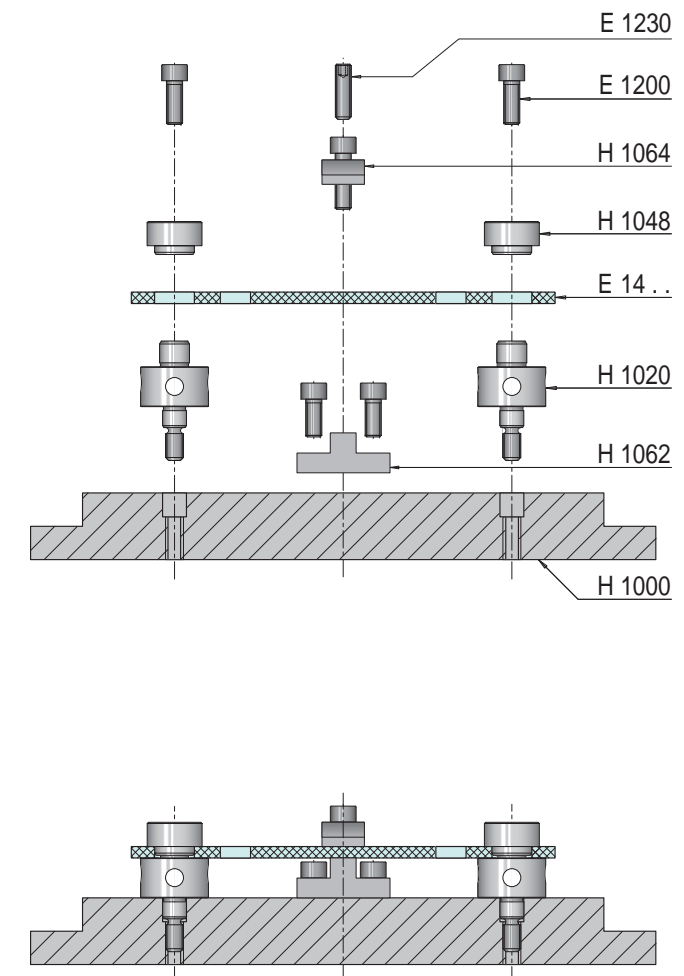


Application example  
Electrode holder

### Clamping insulation boards



 Apply the H 1048 for clamping Insulation boards



Customer-specific clamping systems


H 1000 Movie

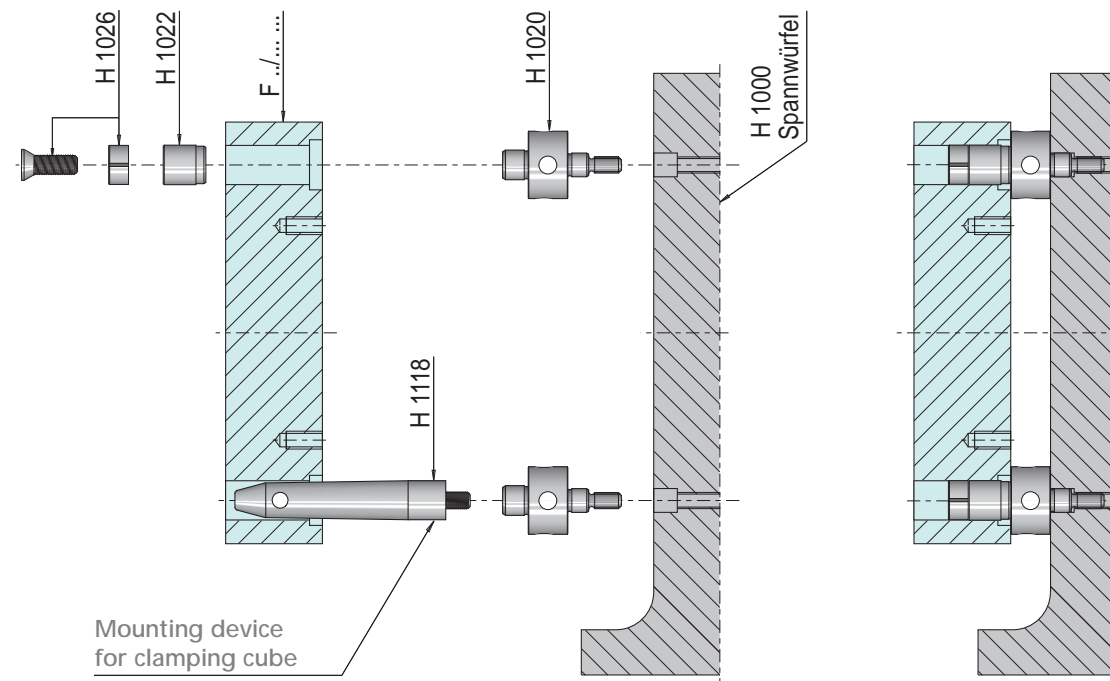



Immerse yourself in the world of Meusbürger's H 1000!

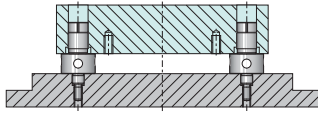
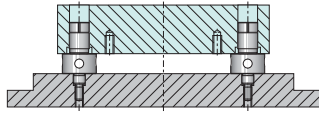
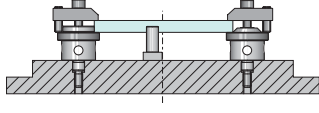
If the CD is missing, one of your colleagues beat you to it. Don't worry, just download or request your personal copy from our website

[www.meusburger.com/h1000\\_en](http://www.meusburger.com/h1000_en)

 We manufacture customer-specific clamping systems with H 1000 bore pattern for you. No matter if you want a special size, a clamping cube or a very special clamping plate – we will make you an offer.



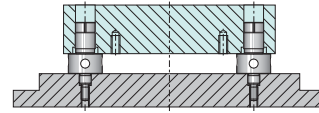
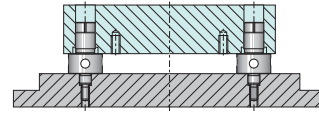
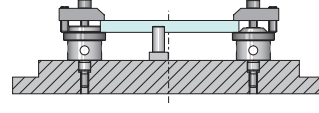
## H 1000 Prices

Mould plates		
Ejector set plates		
<b>H 1000/196 366/36/2312</b>	<b>EUR</b>	<b>EUR</b>
Base plate complete	389,00	389,00
Diameter 20	415,00	597,00
Diameter 26	436,00	626,00
Diameter 30		
Diameter 42		
Diameter 54		
Ancillaries and screws	191,00	191,00
Clamping devices 14	191,00	406,00
Clamping devices 18		
<b>Price for complete assembly group</b>	<b>1.600,00</b>	<b>2.200,00</b>

<b>H 1000/296 446/36/2312</b>	<b>EUR</b>	<b>EUR</b>
Base plate complete	679,00	679,00
Diameter 20	415,00	597,00
Diameter 26	436,00	626,00
Diameter 30	529,00	728,00
Diameter 42		
Diameter 54		
Ancillaries and screws	191,00	191,00
Clamping devices 14	191,00	406,00
Clamping devices 18		
<b>Price for complete assembly group</b>	<b>2.400,00</b>	<b>3.200,00</b>

<b>H 1000/366 546/36/2312</b>	<b>EUR</b>	<b>EUR</b>
Base plate complete	1.052,00	1.052,00
Diameter 20	415,00	597,00
Diameter 26	436,00	626,00
Diameter 30	529,00	728,00
Diameter 42	593,00	803,00
Diameter 54		
Ancillaries and screws	191,00	191,00
Clamping devices 14	191,00	406,00
Clamping devices 18		
<b>Price for complete assembly group</b>	<b>3.400,00</b>	<b>4.400,00</b>

<b>H 1000/466 646/36/2312</b>	<b>EUR</b>	<b>EUR</b>
Base plate complete	1.532,00	1.532,00
Diameter 20	415,00	597,00
Diameter 26	436,00	626,00
Diameter 30	529,00	728,00
Diameter 42	593,00	803,00
Diameter 54		
Ancillaries and screws	191,00	191,00
Clamping devices 14		
Clamping devices 18	197,00	413,00
<b>Price for complete assembly group</b>	<b>3.850,00</b>	<b>4.800,00</b>

Mould plates		
Ejector set plates		
<b>H 1000/556 846/46/2312</b>	<b>EUR</b>	<b>EUR</b>
Base plate complete	2.098,00	2.098,00
Diameter 20	415,00	597,00
Diameter 26	436,00	626,00
Diameter 30	529,00	728,00
Diameter 42	593,00	803,00
Diameter 54	695,00	922,00
Ancillaries and screws	191,00	191,00
Clamping devices 14		
Clamping devices 18	197,00	413,00
<b>Price for complete assembly group</b>	<b>5.100,00</b>	<b>6.300,00</b>

© 2010/1 Meusburger Georg GmbH & Co KG. All rights reserved. No extract of these documents may be duplicated or transmitted for whatever purposes without the explicit and written authorization of Meusburger Georg GmbH & Co KG. Printing or other errors excepted. Technical details subject to changes.



**meusburger**.com

Meusburger Georg GmbH & Co KG | Standard moulds | Kesselstr. 42 | A-6960 Wolfurt  
T 00 43 (0) 55 74 / 67 06-0 | F -11 | sales@meusburger.com | www.meusburger.com